



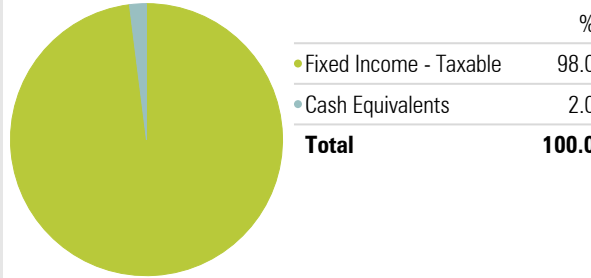
401K Diversified Fixed Income (0-100)

As of 9/30/2023

Investment Strategy

Targets a 100% fixed income allocation focused on Capital Preservation. The portfolio seeks to preserve existing capital while maximizing current income and maintaining adequate liquidity. The portfolio exhibits limited short-term volatility and likely will not keep pace with inflation. Investment Time Horizon: 1-2 Years

Asset Allocation



Portfolio Holdings

Portfolio Holding	My Sector	% Port
Vanguard Total Bond Market Index Adm	Intermediate Core Bond	58.0
Vanguard Short-Term Bond Index Adm	Short-Term Bond	22.0
Vanguard High-Yield Corporate Adm	High Yield Bond	6.0
Vanguard Inflation-Protected Secs Adm	Inflation Protected Bond	6.0
Vanguard Total Intl Bd Idx Admiral™	Fixed Income - Taxable	6.0
Money Market Fund	Cash Equivalents	2.0

Portfolio Statistics

Expense Ratio	0.07
Yield %	3.15
Inception Date	6/10/2005

Manager Biography

Toby Marks, IMSE
Vice President, Investment Officer & Portfolio Manager
 - Joined firm in 2018
 - 22 years in financial industry

Grant Kohlmeier
Investments Trading Analyst
 - Joined firm in 2021
 - 10 years in financial industry

Firm Overview

The Trust Company, founded in 1992, is headquartered in Manhattan, KS and has offices in Columbia, MO, Lawrence, KS and Marysville, KS. With over \$1 billion in Managed Assets (as of 12/31/2018), the firm manages equity, fixed income, and asset allocation strategies for individual and institutional investors.

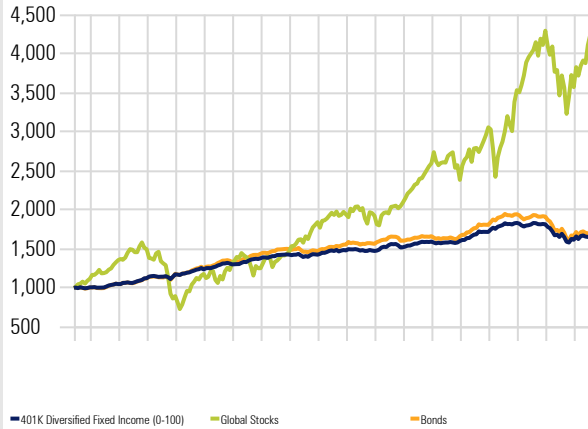
Performance Disclosures

Performance results reflect time-weighted rates of returns based upon TTC's Risk Based allocation strategies and rebalancing methods. Performance results reflect the reinvestment of dividends and other earnings, but are calculated prior to assessment of TTC fees.

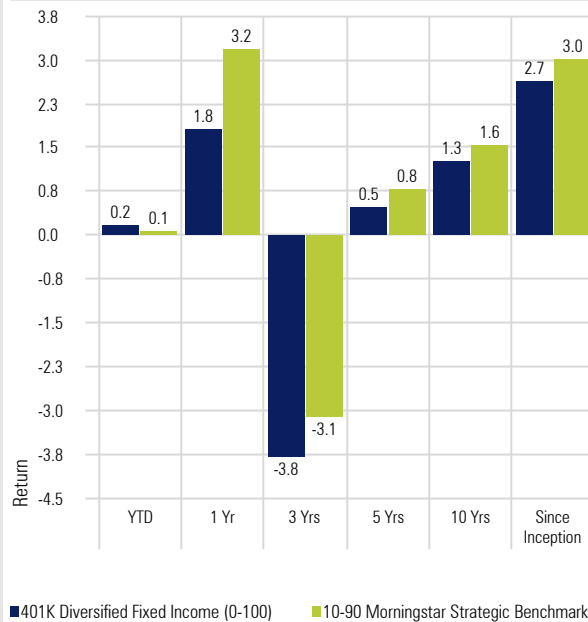
Past performance may not be indicative of future results, and the performance of a specific individual account may vary substantially from performance presented herein. In calculating account performance, TTC has relied upon information by various sources believed to be accurate and reliable but cannot be guaranteed. Investments in equities, fixed income, mutual funds, and exchange traded funds involve risk and may lose value.

Investment Growth of \$1,000

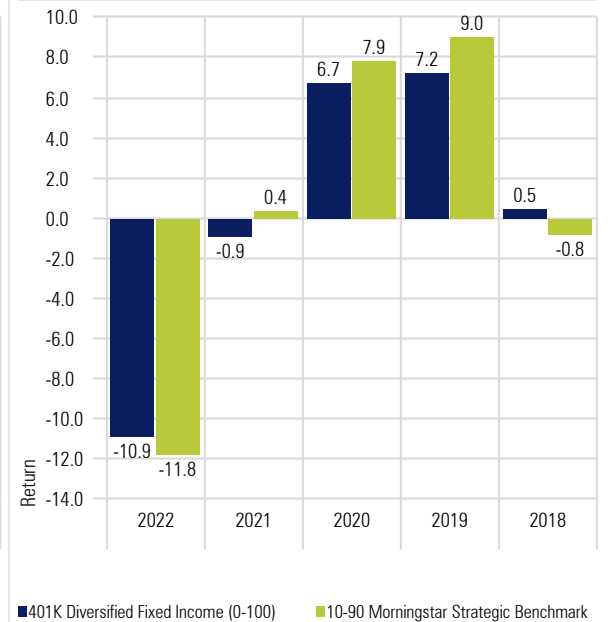
Time Period: Since Common Inception (6/11/2005) to 9/30/2023



Trailing Returns



Calendar Year Returns



	YTD	1 Yr	3 Yrs	5 Yrs	10 Yrs	Risk 1 Yr	Risk 3 Yrs	Risk 5 Yrs	Risk 10 Yrs
401K Diversified Fixed Income (0-100)	0.2	1.8	-3.8	0.5	1.3	3.5	3.6	3.4	2.7
10-90 Morningstar Strategic Benchmark	0.1	3.2	-3.1	0.8	1.6	4.3	4.5	4.1	3.2