



401K Ultra Aggressive (100-0)

As of 9/30/2023

Investment Strategy

Targets a 100% equity allocation and aggressively focused on Growth. The portfolio seeks capital growth. The portfolio exhibits long-term volatility and is intended to significantly out pace inflation. Investment Time Horizon: 10 or more years

Portfolio Statistics

Expense Ratio	0.07
Yield %	2.40
Inception Date	12/30/1977

Manager Biography

Toby Marks, IMSE

Vice President, Investment Officer & Portfolio Manager

- Joined firm in 2018
- 22 years in financial industry

Grant Kohlmeier

Investments Trading Analyst

- Joined firm in 2021
- 10 years in financial industry

Firm Overview

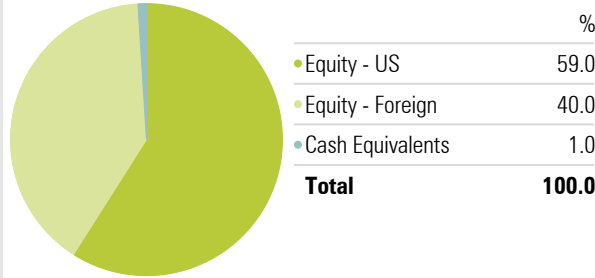
The Trust Company, founded in 1992, is headquartered in Manhattan, KS and has offices in Columbia, MO, Lawrence, KS and Marysville, KS. With over \$1 billion in Managed Assets (as of 12/31/2018), the firm manages equity, fixed income, and asset allocation strategies for individual and institutional investors.

Performance Disclosures

Performance results reflect time-weighted rates of returns based upon TTC's Risk Based allocation strategies and rebalancing methods. Performance results reflect the reinvestment of dividends and other earnings, but are calculated prior to assessment of TTC fees.

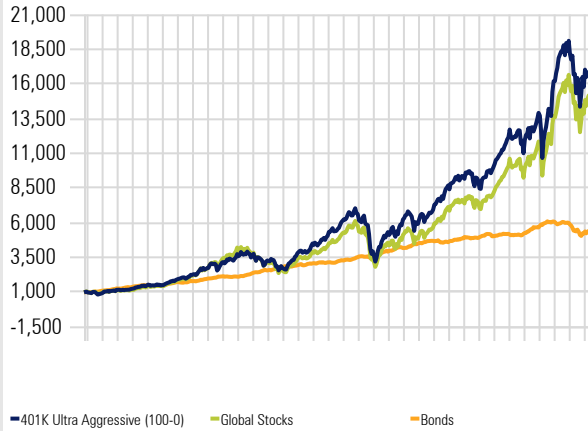
Past performance may not be indicative of future results, and the performance of a specific individual account may vary substantially from performance presented herein. In calculating account performance, TTC has relied upon information by various sources believed to be accurate and reliable but cannot be guaranteed. Investments in equities, fixed income, mutual funds, and exchange traded funds involve risk and may lose value.

Asset Allocation

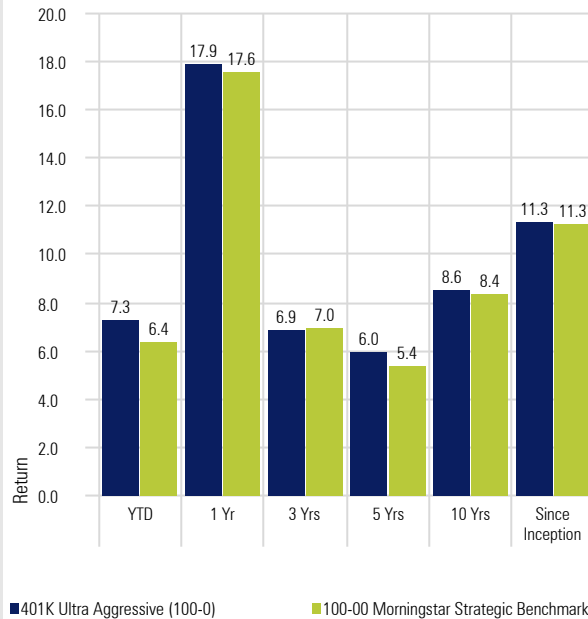


Investment Growth of \$1,000

Time Period: Since Common Inception (11/1/1989) to 9/30/2023



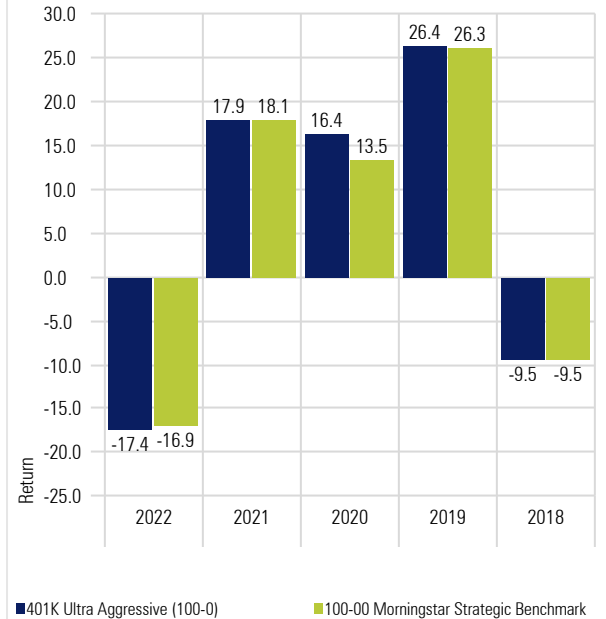
Trailing Returns



Portfolio Holdings

Portfolio Holding	My Sector	% Port
Vanguard Developed Markets Index Adm	Equity - Foreign	27.0
Vanguard Value Index I	Equity - US	17.0
Vanguard Growth Index Admiral	Equity - US	16.0
Vanguard Emerging Mkts Stock Idx Adm	Equity - Foreign	13.0
Vanguard Mid-Cap Value Index Admiral	Equity - US	10.0
Vanguard Mid-Cap Growth Index Admiral	Equity - US	7.0
Vanguard Small Cap Value Index Admiral	Equity - US	4.0
Vanguard Real Estate Index Admiral	Equity - US	3.0
Vanguard Small Cap Growth Index Admira	Equity - US	2.0
Money Market Fund	Cash Equivalents	1.0

Calendar Year Returns



	YTD	1 Yr	3 Yrs	5 Yrs	10 Yrs	Risk 1 Yr	Risk 3 Yrs	Risk 5 Yrs	Risk 10 Yrs
401K Ultra Aggressive (100-0)	7.3	17.9	6.9	6.0	7.6	11.5	12.2	14.0	11.0
100-00 Morningstar Strategic Benchmark	6.4	17.6	7.0	5.4	7.3	11.2	12.2	14.0	11.1