



401K Ultra Aggressive (100-0)

As of 3/31/2025

Investment Strategy

Targets a 100% equity allocation and aggressively focused on Growth. The portfolio seeks capital growth. The portfolio exhibits long-term volatility and is intended to significantly out pace inflation.
Investment Time Horizon: 10 or more years

Portfolio Statistics

| | |
|----------------|------------|
| Expense Ratio | 0.07 |
| Yield % | 2.25 |
| Inception Date | 12/30/1977 |

Manager Biography

Toby Marks, IMSE

Vice President, Investment Officer & Portfolio Manager

- Joined firm in 2018
- 22 years in financial industry

Grant Kohlmeier

Investments Trading Analyst

- Joined firm in 2021
- 10 years in financial industry

Firm Overview

The Trust Company, founded in 1992, is headquartered in Manhattan, KS and has offices in Columbia, MO, Lawrence, KS and Marysville, KS. With over \$1 billion in Managed Assets (as of 12/31/2018), the firm manages equity, fixed income, and asset allocation strategies for individual and institutional investors.

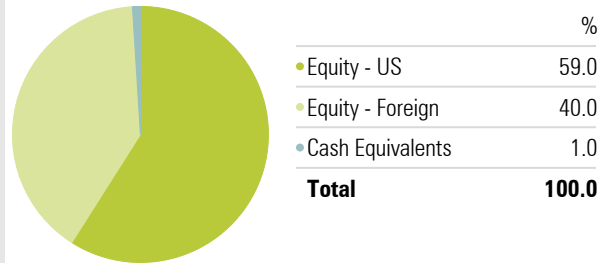
Performance Disclosures

Performance results reflect time-weighted rates of returns based upon TTC's Risk Based allocation strategies and rebalancing methods. Performance results reflect the reinvestment of dividends and other earnings, but are calculated prior to assessment of TTC fees.

Past performance may not be indicative of future results, and the performance of a specific individual account may vary substantially from performance presented herein. In calculating account performance, TTC has relied upon information by various sources believed to be accurate and reliable but cannot be guaranteed. Investments in equities, fixed income, mutual funds, and exchange traded funds involve risk and may lose value.

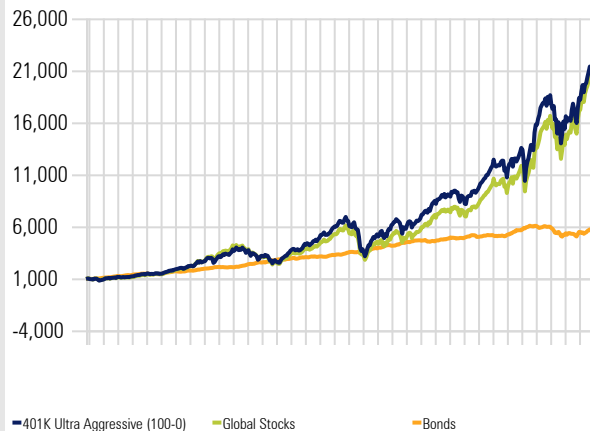
Asset Allocation

Portfolio Date: 3/31/2025

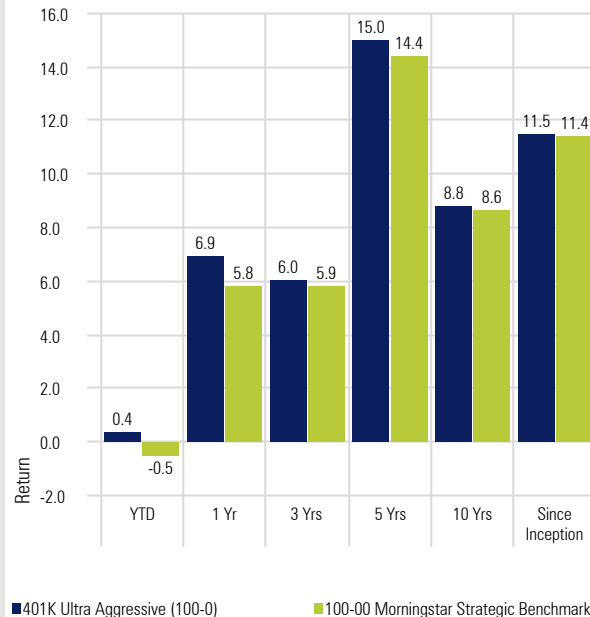


Investment Growth of \$1,000

Time Period: Since Common Inception (11/1/1989) to 3/31/2025



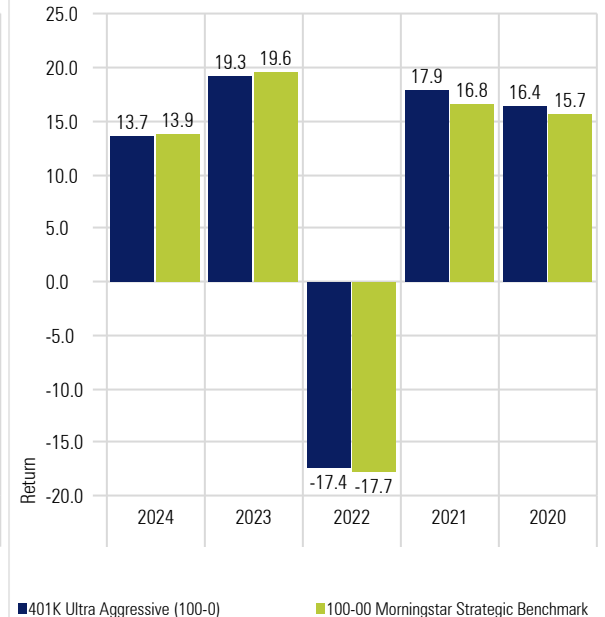
Trailing Returns



Portfolio Holdings

| | My Sector | % Port |
|--|------------------|--------|
| Vanguard Developed Markets Index Admiral | Equity - Foreign | 27.0 |
| Vanguard Value Index I | Equity - US | 17.0 |
| Vanguard Growth Index Admiral | Equity - US | 16.0 |
| Vanguard Emerging Mkts Stock Idx Adm | Equity - Foreign | 13.0 |
| Vanguard Mid-Cap Value Index Admiral | Equity - US | 10.0 |
| Vanguard Mid-Cap Growth Index Admiral | Equity - US | 7.0 |
| Vanguard Small Cap Value Index Admiral | Equity - US | 4.0 |
| Vanguard Real Estate Index Admiral | Equity - US | 3.0 |
| Vanguard Small Cap Growth Index Admira | Equity - US | 2.0 |
| Money Market Fund | Cash Equivalents | 1.0 |

Calendar Year Returns



| | YTD | 1 Yr | 3 Yrs | 5 Yrs | 10 Yrs | Risk 1 Yr | Risk 3 Yrs | Risk 5 Yrs | Risk 10 Yrs |
|--|------|------|-------|-------|--------|-----------|------------|------------|-------------|
| 401K Ultra Aggressive (100-0) | 0.4 | 6.9 | 6.0 | 15.0 | 8.5 | 7.9 | 12.0 | 11.5 | 11.3 |
| 100-00 Morningstar Strategic Benchmark | -0.5 | 5.8 | 5.9 | 14.4 | 8.2 | 8.0 | 12.0 | 11.5 | 11.3 |