



401K Balanced Income (30-70)

As of 12/31/2025

Investment Strategy

Targets a 30/70 equity to fixed income asset mix focused primarily on Balanced Income.
The portfolio seeks modest levels of current and future income. Capital growth is a secondary objective, primarily for the purpose of out pacing inflation. The portfolio exhibits short-term volatility but is intended to out-pace inflation.
Investment Time Horizon: 3-6 Years

Portfolio Statistics

Expense Ratio	0.07
Yield %	3.46
Inception Date	7/20/2007

Manager Biography

Toby Marks, IMSE

Vice President, Investment Officer & Portfolio Manager
- Joined firm in 2018
- 24 years in financial industry

Grant Kohlmeier

Investment Officer & Portfolio Analyst
- Joined firm in 2021
- 12 years in financial industry

Firm Overview

The Trust Company, founded in 1992, is headquartered in Manhattan, KS and has offices in Columbia, MO, Lawrence, KS and Marysville, KS. With over \$1 billion in Managed Assets (as of 12/31/2018), the firm manages equity, fixed income, and asset allocation strategies for individual and institutional investors.


Performance Disclosures

Performance results reflect time-weighted rates of returns based upon TTC's Risk Based allocation strategies and rebalancing methods. Performance results reflect the reinvestment of dividends and other earnings, but are calculated prior to assessment of TTC fees.

Past performance may not be indicative of future results, and the performance of a specific individual account may vary substantially from performance presented herein. In calculating account performance, TTC has relied upon information by various sources believed to be accurate and reliable but cannot be guaranteed. Investments in equities, fixed income, mutual funds, and exchange traded funds involve risk and may lose value.

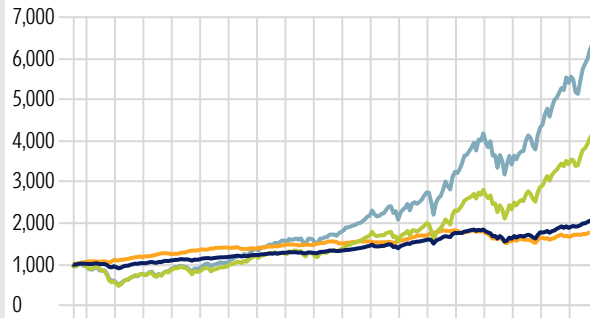
Asset Allocation

Portfolio Date: 12/31/2025



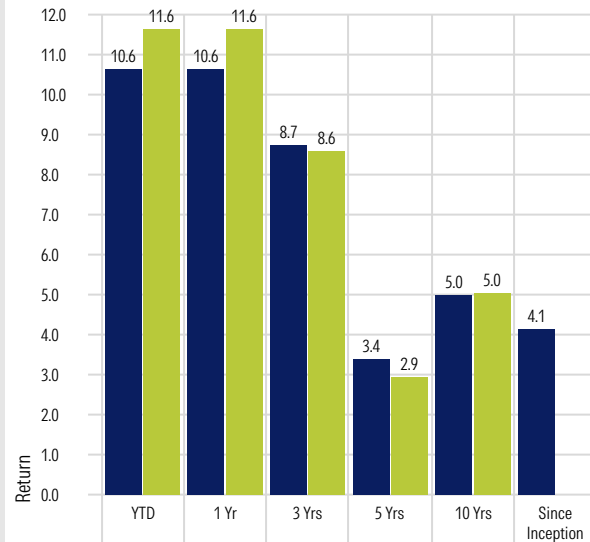
Investment Growth of \$1,000

Time Period: Since Common Inception (7/21/2007) to 12/31/2025



■ 401K Balanced Income (30-70) ■ Global Stocks ■ Bonds ■ US Stocks

Trailing Returns

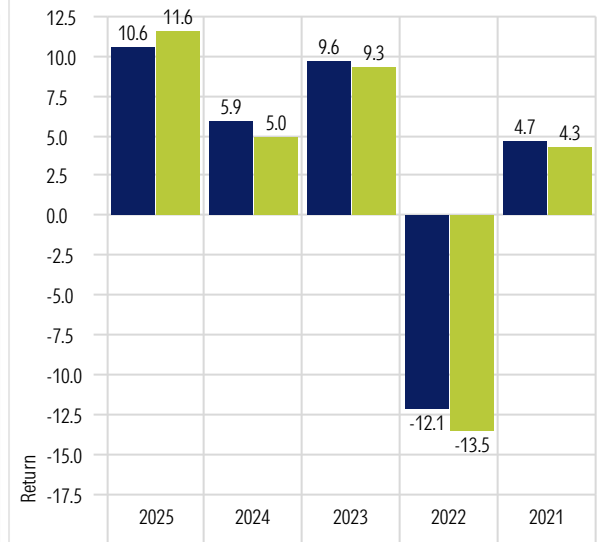


■ 401K Balanced Income (30-70) ■ 30-70 Morningstar Strategic Benchmark

Portfolio Holdings

	Mv Sector	% Port
Vanguard Total Bond Market Index Adm	Intermediate Core Bond	40.0
Vanguard Short-Term Bond Index Adm	Short-Term Bond	15.0
Vanguard Developed Markets Index Admir	Equity - Foreign	7.0
Vanguard Growth Index Admiral	Equity - US	5.0
Vanguard Total Intl Bd Idx Admiral™	Fixed Income - Taxable	5.0
Vanguard Value Index I	Equity - US	5.0
Vanguard Emerging Mkts Stock Idx Adm	Equity - Foreign	4.0
Vanguard High-Yield Corporate Adm	High Yield Bond	4.0
Vanguard Inflation-Protected Secs Adm	Inflation Protected Bond	4.0
Vanguard Mid-Cap Growth Index Admiral	Equity - US	3.0
Vanguard Mid-Cap Value Index Admiral	Equity - US	3.0
Money Market Fund	Cash Equivalents	2.0
Vanguard Real Estate Index Admiral	Equity - US	1.0
Vanguard Small Cap Growth Index Admir	Equity - US	1.0
Vanguard Small Cap Value Index Admiral	Equity - US	1.0

Calendar Year Returns



■ 401K Balanced Income (30-70) ■ 30-70 Morningstar Strategic Benchmark

	YTD	1 Yr	3 Yrs	5 Yrs	10 Yrs	Risk 1 Yr	Risk 3 Yrs	Risk 5 Yrs	Risk 10 Yrs
401K Balanced Income (30-70)	10.6	10.6	8.7	3.4	5.0	2.1	4.6	5.4	5.0
30-70 Morningstar Strategic Benchmark	11.6	11.6	8.6	2.9	5.0	2.2	5.1	5.9	5.0