



401K Diversified Fixed Income (0-100)

As of 12/31/2025

Investment Strategy

Targets a 100% fixed income allocation focused on Capital Preservation. The portfolio seeks to preserve existing capital while maximizing current income and maintaining adequate liquidity. The portfolio exhibits limited short-term volatility and likely will not keep pace with inflation. Investment Time Horizon: 1-2 Years

Portfolio Statistics

Expense Ratio	0.07
Yield %	4.09
Inception Date	6/10/2005

Manager Biography

Toby Marks, IMSE

Vice President, Investment Officer & Portfolio Manager
- Joined firm in 2018
- 24 years in financial industry

Grant Kohlmeier

Investment Officer & Portfolio Analyst
- Joined firm in 2021
- 12 years in financial industry

Firm Overview

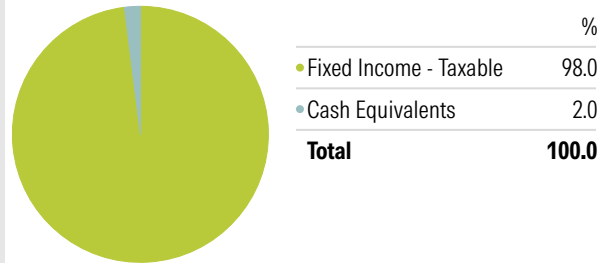
The Trust Company, founded in 1992, is headquartered in Manhattan, KS and has offices in Columbia, MO, Lawrence, KS and Marysville, KS. With over \$1 billion in Managed Assets (as of 12/31/2018), the firm manages equity, fixed income, and asset allocation strategies for individual and institutional investors.

Performance Disclosures

Performance results reflect time-weighted rates of returns based upon TTC's Risk Based allocation strategies and rebalancing methods. Performance results reflect the reinvestment of dividends and other earnings, but are calculated prior to assessment of TTC fees. Past performance may not be indicative of future results, and the performance of a specific individual account may vary substantially from performance presented herein. In calculating account performance, TTC has relied upon information by various sources believed to be accurate and reliable but cannot be guaranteed. Investments in equities, fixed income, mutual funds, and exchange traded funds involve risk and may lose value.

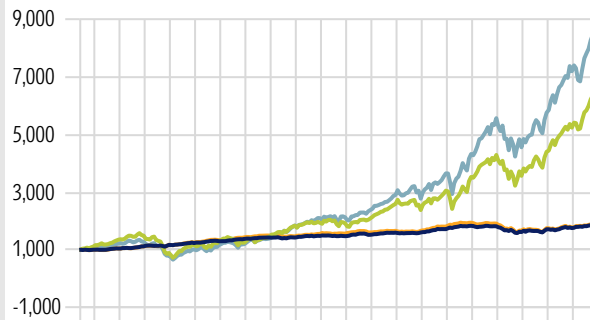
Asset Allocation

Portfolio Date: 12/31/2025

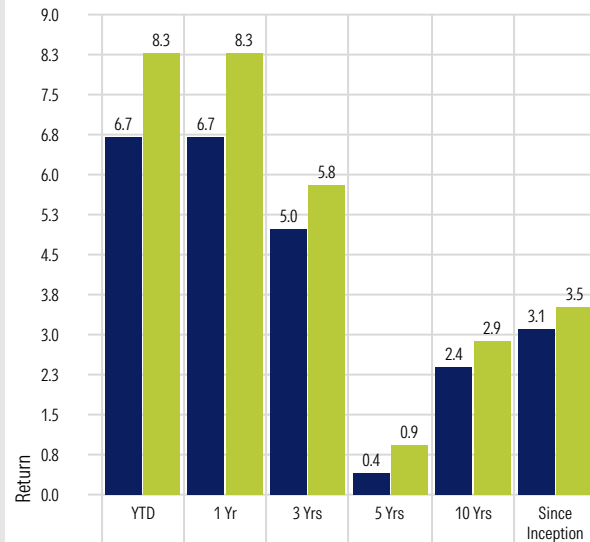


Investment Growth of \$1,000

Time Period: Since Common Inception (6/11/2005) to 12/31/2025



Trailing Returns

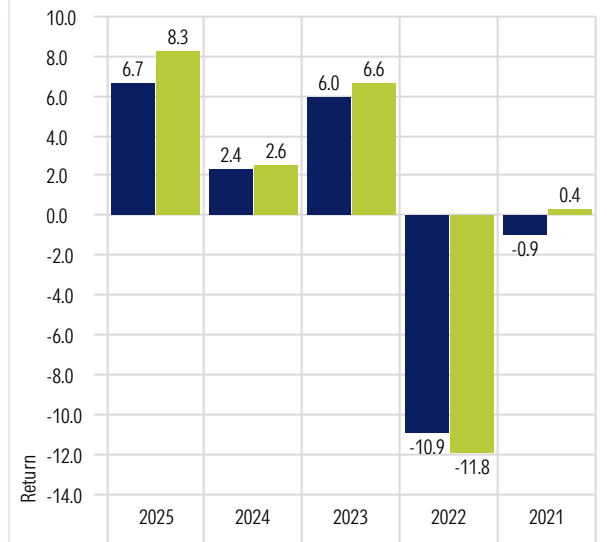


■ 401K Diversified Fixed Income (0-100) ■ 10-90 Morningstar Strategic Benchmark

Portfolio Holdings

	Mv Sector	% Port
Vanguard Total Bond Market Index Adm	Intermediate Core Bond	58.0
Vanguard Short-Term Bond Index Adm	Short-Term Bond	21.0
Vanguard Total Intl Bd Idx Admiral™	Fixed Income - Taxable	7.0
Vanguard High-Yield Corporate Adm	High Yield Bond	6.0
Vanguard Inflation-Protected Secs Adm	Inflation Protected Bond	6.0
Money Market Fund	Cash Equivalents	2.0

Calendar Year Returns



■ 401K Diversified Fixed Income (0-100) ■ 10-90 Morningstar Strategic Benchmark

	YTD	1 Yr	3 Yrs	5 Yrs	10 Yrs	Risk 1 Yr	Risk 3 Yrs	Risk 5 Yrs	Risk 10 Yrs
401K Diversified Fixed Income (0-100)	6.7	6.7	5.0	0.4	2.4	1.5	3.3	3.7	3.0
10-90 Morningstar Strategic Benchmark	8.3	8.3	5.8	0.9	2.9	1.5	3.9	4.3	3.5