



20 - 80 Conservative Income

As of 10/31/2020

Investment Strategy

Targets a 20/80 equity to fixed income asset mix focused primarily on Conservative Income. The portfolio seeks to maximize current and future income. Capital growth is a secondary objective, primarily for the purpose of keeping pace with inflation. The portfolio exhibits short-term volatility but is intended to keep pace with inflation. Investment Time Horizon: 3-5 Years

Portfolio Statistics

Expense Ratio	0.07
Yield %	2.23
Inception Date	7/20/2007

Manager Biography

Eli Sallman, MBA, CFP®, CIMA®

Vice President, Investment Officer & Portfolio Manager

- Joined firm in 2006
- 16 years in financial industry

Toby Marks, IMSE

Vice President, Investment Officer & Portfolio Manager

- Joined firm in 2018
- 22 years in financial industry

Firm Overview

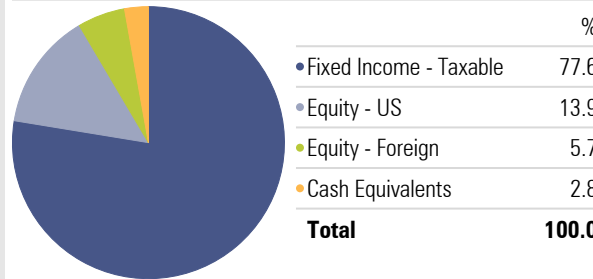
The Trust Company, founded in 1992, is headquartered in Manhattan, KS and has offices in Columbia, MO, Lawrence, KS and Marysville, KS. With over \$1 billion in Managed Assets (as of 12/31/2018), the firm manages equity, fixed income, and asset allocation strategies for individual and institutional investors.

Performance Disclosures

Performance results reflect time-weighted rates of returns based upon TTC's Risk Based allocation strategies and rebalancing methods. Performance results reflect the reinvestment of dividends and other earnings, but are calculated prior to assessment of TTC fees.

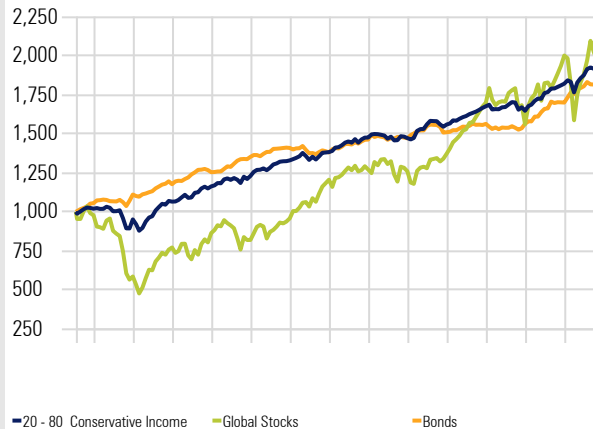
Past performance may not be indicative of future results, and the performance of a specific individual account may vary substantially from performance presented herein. In calculating account performance, TTC has relied upon information by various sources believed to be accurate and reliable but cannot be guaranteed. Investments in equities, fixed income, mutual funds, and exchange traded funds involve risk and may lose value.

Asset Allocation

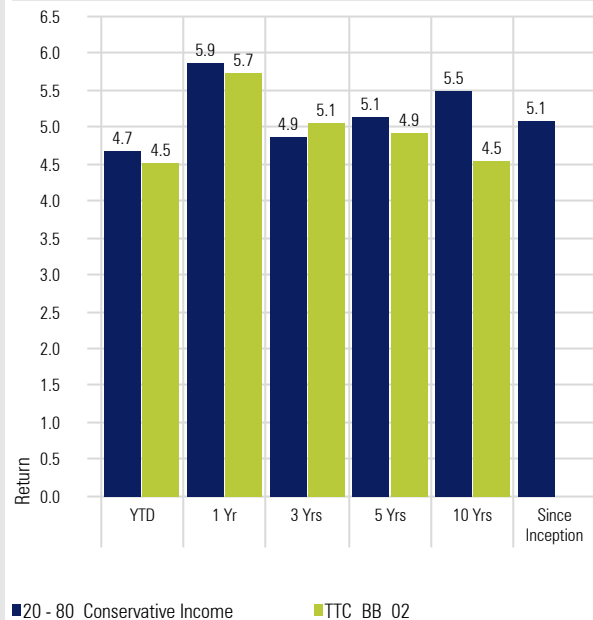


Investment Growth of \$1,000

Time Period: Since Common Inception (7/21/2007) to 10/31/2020



Trailing Returns



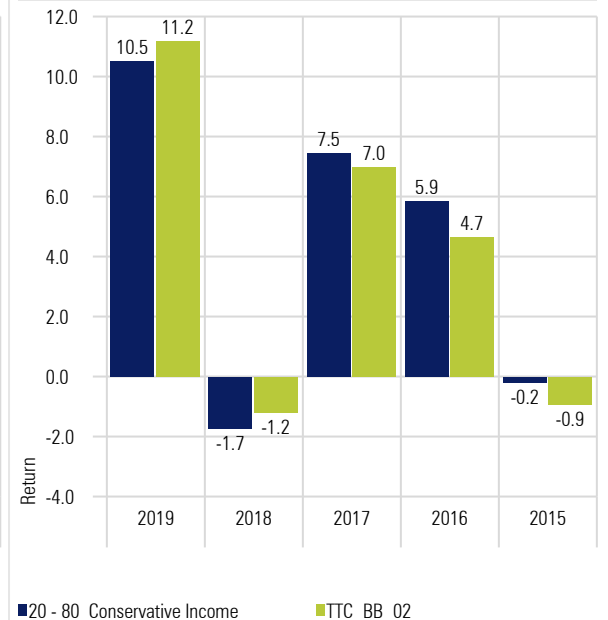
■ 20 - 80 Conservative Income

■ TTC_BB_02

Portfolio Holdings

	TTC ReportType	% Port
Vanguard Total Bond Market Index Adm	Fixed Income - Taxable	45.9
Vanguard Short-Term Bond Index Adm	Fixed Income - Taxable	17.7
Vanguard Total Intl Bd Idx Admiral™	Fixed Income - Taxable	8.1
Vanguard Growth Index Admiral	Equity - US	4.0
Vanguard Inflation-Protected Secs Adm	Fixed Income - Taxable	4.0
Vanguard Value Index I	Equity - US	4.0
Vanguard Developed Markets Index Adm	Equity - Foreign	3.8
Money Market Fund	Cash Equivalents	2.8
Vanguard Mid-Cap Growth Index Admiral	Equity - US	2.0
Vanguard High-Yield Corporate Adm	Fixed Income - Taxable	2.0
Vanguard Mid-Cap Value Index Admiral	Equity - US	2.0
Vanguard Emerging Mkts Stock Idx Adm	Equity - Foreign	1.9
Vanguard Small Cap Growth Index Adm	Equity - US	1.0
Vanguard Small Cap Value Index Admiral	Equity - US	1.0

Calendar Year Returns



■ 20 - 80 Conservative Income

■ TTC_BB_02

	YTD	1 Yr	3 Yrs	5 Yrs	10 Yrs	Risk 1 Yr	Risk 3 Yrs	Risk 5 Yrs	Risk 10 Yrs
20 - 80 Conservative Income	4.7	5.9	4.9	5.1	5.1	4.8	3.6	3.1	3.0
TTC_BB_02	4.5	5.7	5.1	4.9	4.3	4.9	3.3	2.9	2.6